

Informational Water Quality Report

WaterCheck Deluxe



6571 Wilson Mills Rd
Cleveland, Ohio 44143
1-800-458-3330

| |
|----------------|
| Client: |
| |

| |
|--|
| Ordered By: |
| Blue Spring 73801 Hwy 231 Blountsville, AL 35031 |

Sample Number: 889631

Location: Spring House

Type of Water: Other

Collection Date and Time: 10/2/2018 1:00 PM

Received Date and Time: 10/3/2018 9:30 AM

Date Completed: 10/16/2018

Natural Spring

Definition and Legend

This informational water quality report compares the actual test result to national standards as defined in the EPA's Primary and Secondary Drinking Water Regulations.

Primary Standards: Are expressed as the maximum contaminant level (MCL) which is the highest level of contaminant that is allowed in drinking water. MCLs are enforceable standards.

Secondary standards: Are non-enforceable guidelines regulating contaminants that may cause cosmetic effects (such as skin or tooth discoloration) or aesthetic effects (such as taste, odor, or color) in drinking water. Individual states may choose to adopt them as enforceable standards.


Action levels: Are defined in treatment techniques which are required processes intended to reduce the level of a contaminant in drinking water.


mg/L (ppm): Unless otherwise indicated, results and standards are expressed as an amount in milligrams per liter or parts per million.


Minimum Detection Level (MDL): The lowest level that the laboratory can detect a contaminant.


ND: The contaminant was not detected above the minimum detection level.


NA: The contaminant was not analyzed.

 The contaminant was not detected in the sample above the minimum detection level.

 The contaminant was detected at or above the minimum detection level, but not above the referenced standard.

 The contaminant was detected above the standard, which is not an EPA enforceable MCL.

 The contaminant was detected above the EPA enforceable MCL.

 These results may be invalid.

| Status | Contaminant | Results | Units | National Standards | Min. Detection Level |
|-----------------------------|-----------------------------|---|-------|--------------------|---------------------------|
| Microbiologicals | | | | | |
| ✓ | Total Coliform by P/A | Total Coliform and E.coli were ABSENT in this sample. | | | |
| Inorganic Analytes - Metals | | | | | |
| ✓ | Aluminum | ND | mg/L | 0.2 | EPA Secondary 0.1 |
| ✓ | Arsenic | ND | mg/L | 0.010 | EPA Primary 0.005 |
| ✓ | Barium | ND | mg/L | 2 | EPA Primary 0.30 |
| ✓ | Cadmium | ND | mg/L | 0.005 | EPA Primary 0.002 |
| ● | Calcium | 32.0 | mg/L | -- | 2.0 |
| ✓ | Chromium | ND | mg/L | 0.1 | EPA Primary 0.010 |
| ✓ | Copper | ND | mg/L | 1.3 | EPA Action Level 0.004 |
| ✓ | Iron | ND | mg/L | 0.3 | EPA Secondary 0.020 |
| ✓ | Lead | ND | mg/L | 0.015 | EPA Action Level 0.002 |
| ✓ | Lithium | ND | mg/L | -- | 0.001 |
| ● | Magnesium | 1.76 | mg/L | -- | 0.10 |
| ✓ | Manganese | ND | mg/L | 0.05 | EPA Secondary 0.004 |
| ✓ | Mercury | ND | mg/L | 0.002 | EPA Primary 0.001 |
| ✓ | Nickel | ND | mg/L | -- | 0.020 |
| ✓ | Potassium | ND | mg/L | -- | 1.0 |
| ✓ | Selenium | ND | mg/L | 0.05 | EPA Primary 0.020 |
| ● | Silica | 7.9 | mg/L | -- | 0.1 |
| ✓ | Silver | ND | mg/L | 0.100 | EPA Secondary 0.002 |
| ● | Sodium | 1 | mg/L | -- | 1 |
| ● | Strontium | 0.048 | mg/L | -- | 0.001 |
| ✓ | Uranium | ND | mg/L | 0.030 | EPA Primary 0.001 |
| ● | Zinc | 0.006 | mg/L | 5 | EPA Secondary 0.004 |
| Physical Factors | | | | | |
| ● | Alkalinity (Total as CaCO3) | 78 | mg/L | -- | 20 |
| ● | Hardness | 87 | mg/L | 100 | NTL Internal 10 |

| Status | Contaminant | Results | Units | National Standards | Min. Detection Level | |
|------------------------------------|---------------------------|---------|----------|--------------------|----------------------|-------|
| ✓ | pH | 7.1 | pH Units | 6.5 to 8.5 | EPA Secondary | |
| ● | Total Dissolved Solids | 91 | mg/L | 500 | EPA Secondary | 20 |
| ● | Turbidity | 0.1 | NTU | 1.0 | EPA Action Level | 0.1 |
| Inorganic Analytes - Other | | | | | | |
| ✓ | Bromide | ND | mg/L | -- | | 0.5 |
| ✓ | Chloride | ND | mg/L | 250 | EPA Secondary | 5.0 |
| ✓ | Fluoride | ND | mg/L | 4.0 | EPA Primary | 0.5 |
| ● | Nitrate as N | 1.0 | mg/L | 10 | EPA Primary | 0.5 |
| ✓ | Nitrite as N | ND | mg/L | 1 | EPA Primary | 0.5 |
| ✓ | Ortho Phosphate | ND | mg/L | -- | | 2.0 |
| ✓ | Sulfate | ND | mg/L | 250 | EPA Secondary | 5.0 |
| Organic Analytes - Trihalomethanes | | | | | | |
| ✓ | Bromodichloromethane | ND | mg/L | -- | | 0.002 |
| ✓ | Bromoform | ND | mg/L | -- | | 0.004 |
| ✓ | Chloroform | ND | mg/L | -- | | 0.002 |
| ✓ | Dibromochloromethane | ND | mg/L | -- | | 0.004 |
| ✓ | Total THMs | ND | mg/L | 0.080 | EPA Primary | 0.002 |
| Organic Analytes - Volatiles | | | | | | |
| ✓ | 1,1,1,2-Tetrachloroethane | ND | mg/L | -- | | 0.002 |
| ✓ | 1,1,1-Trichloroethane | ND | mg/L | 0.2 | EPA Primary | 0.001 |
| ✓ | 1,1,2,2-Tetrachloroethane | ND | mg/L | -- | | 0.002 |
| ✓ | 1,1,2-Trichloroethane | ND | mg/L | 0.005 | EPA Primary | 0.002 |
| ✓ | 1,1-Dichloroethane | ND | mg/L | -- | | 0.002 |
| ✓ | 1,1-Dichloroethene | ND | mg/L | 0.007 | EPA Primary | 0.001 |
| ✓ | 1,1-Dichloropropene | ND | mg/L | -- | | 0.002 |
| ✓ | 1,2,3-Trichlorobenzene | ND | mg/L | -- | | 0.002 |
| ✓ | 1,2,3-Trichloropropane | ND | mg/L | -- | | 0.002 |
| ✓ | 1,2,4-Trichlorobenzene | ND | mg/L | 0.07 | EPA Primary | 0.002 |

| Status | Contaminant | Results | Units | National Standards | | Min. Detection Level |
|--------|-------------------------|---------|-------|--------------------|-------------|----------------------|
| ✓ | 1,2-Dichlorobenzene | ND | mg/L | 0.6 | EPA Primary | 0.001 |
| ✓ | 1,2-Dichloroethane | ND | mg/L | 0.005 | EPA Primary | 0.001 |
| ✓ | 1,2-Dichloropropane | ND | mg/L | 0.005 | EPA Primary | 0.002 |
| ✓ | 1,3-Dichlorobenzene | ND | mg/L | -- | | 0.001 |
| ✓ | 1,3-Dichloropropane | ND | mg/L | -- | | 0.002 |
| ✓ | 1,4-Dichlorobenzene | ND | mg/L | 0.075 | EPA Primary | 0.001 |
| ✓ | 2,2-Dichloropropane | ND | mg/L | -- | | 0.002 |
| ✓ | 2-Chlorotoluene | ND | mg/L | -- | | 0.001 |
| ✓ | 4-Chlorotoluene | ND | mg/L | -- | | 0.001 |
| ✓ | Acetone | ND | mg/L | -- | | 0.01 |
| ✓ | Benzene | ND | mg/L | 0.005 | EPA Primary | 0.001 |
| ✓ | Bromobenzene | ND | mg/L | -- | | 0.002 |
| ✓ | Bromomethane | ND | mg/L | -- | | 0.002 |
| ✓ | Carbon Tetrachloride | ND | mg/L | 0.005 | EPA Primary | 0.001 |
| ✓ | Chlorobenzene | ND | mg/L | 0.1 | EPA Primary | 0.001 |
| ✓ | Chloroethane | ND | mg/L | -- | | 0.002 |
| ✓ | Chloromethane | ND | mg/L | -- | | 0.002 |
| ✓ | cis-1,2-Dichloroethene | ND | mg/L | 0.07 | EPA Primary | 0.002 |
| ✓ | cis-1,3-Dichloropropene | ND | mg/L | -- | | 0.002 |
| ✓ | DBCP | ND | mg/L | -- | | 0.001 |
| ✓ | Dibromomethane | ND | mg/L | -- | | 0.002 |
| ✓ | Dichlorodifluoromethane | ND | mg/L | -- | | 0.002 |
| ✓ | Dichloromethane | ND | mg/L | 0.005 | EPA Primary | 0.002 |
| ✓ | EDB | ND | mg/L | -- | | 0.001 |
| ✓ | Ethylbenzene | ND | mg/L | 0.7 | EPA Primary | 0.001 |
| ✓ | Methyl Tert Butyl Ether | ND | mg/L | -- | | 0.004 |
| ✓ | Methyl-Ethyl Ketone | ND | mg/L | -- | | 0.01 |
| ✓ | Styrene | ND | mg/L | 0.1 | EPA Primary | 0.001 |

| Status | Contaminant | Results | Units | National Standards | | Min. Detection Level |
|---------------------------|---------------------------|---------|-------|--------------------|-------------|----------------------|
| ✓ | Tetrachloroethene | ND | mg/L | 0.005 | EPA Primary | 0.002 |
| ✓ | Tetrahydrofuran | ND | mg/L | -- | | 0.01 |
| ✓ | Toluene | ND | mg/L | 1 | EPA Primary | 0.001 |
| ✓ | trans-1,2-Dichloroethene | ND | mg/L | 0.1 | EPA Primary | 0.002 |
| ✓ | trans-1,3-Dichloropropene | ND | mg/L | -- | | 0.002 |
| ✓ | Trichloroethene | ND | mg/L | 0.005 | EPA Primary | 0.001 |
| ✓ | Trichlorofluoromethane | ND | mg/L | -- | | 0.002 |
| ✓ | Vinyl Chloride | ND | mg/L | 0.002 | EPA Primary | 0.001 |
| ✓ | Xylenes (Total) | ND | mg/L | 10 | EPA Primary | 0.001 |
| Organic Analytes - Others | | | | | | |
| ✓ | 2,4-D | ND | mg/L | 0.07 | EPA Primary | 0.010 |
| ✓ | Alachlor | ND | mg/L | 0.002 | EPA Primary | 0.001 |
| ✓ | Aldrin | ND | mg/L | -- | | 0.002 |
| ✓ | Atrazine | ND | mg/L | 0.003 | EPA Primary | 0.002 |
| ✓ | Chlordane | ND | mg/L | 0.002 | EPA Primary | 0.001 |
| ✓ | Dichloran | ND | mg/L | -- | | 0.002 |
| ✓ | Dieldrin | ND | mg/L | -- | | 0.001 |
| ✓ | Endrin | ND | mg/L | 0.002 | EPA Primary | 0.0001 |
| ✓ | Heptachlor | ND | mg/L | 0.0004 | EPA Primary | 0.0004 |
| ✓ | Heptachlor Epoxide | ND | mg/L | 0.0002 | EPA Primary | 0.0001 |
| ✓ | Hexachlorobenzene | ND | mg/L | 0.001 | EPA Primary | 0.0005 |
| ✓ | Hexachlorocyclopentadiene | ND | mg/L | 0.05 | EPA Primary | 0.001 |
| ✓ | Lindane | ND | mg/L | 0.0002 | EPA Primary | 0.0002 |
| ✓ | Methoxychlor | ND | mg/L | 0.04 | EPA Primary | 0.002 |
| ✓ | Pentachloronitrobenzene | ND | mg/L | -- | | 0.002 |
| ✓ | Silvex 2,4,5-TP | ND | mg/L | 0.05 | EPA Primary | 0.005 |
| ✓ | Simazine | ND | mg/L | 0.004 | EPA Primary | 0.002 |
| ✓ | Total PCBs | ND | mg/L | 0.0005 | EPA Primary | 0.0005 |

| Status | Contaminant | Results | Units | National Standards | Min. Detection Level |
|--------|-------------|---------|-------|--------------------|----------------------|
| ✓ | Toxaphene | ND | mg/L | 0.003 EPA Primary | 0.001 |
| ✓ | Trifluralin | ND | mg/L | -- | 0.002 |

We certify that the analyses performed for this report are accurate, and that the laboratory tests were conducted by methods approved by the U.S. Environmental Protection Agency or variations of these EPA methods.

These test results are intended to be used for informational purposes only and may not be used for regulatory compliance.

National Testing Laboratories, Ltd.
NATIONAL TESTING LABORATORIES, LTD